



Our Lady of Lourdes School Weekly Review/Preview

September 15, 2011

741 Ware Ave. Colusa, CA 95932
(530) 458-8208 Fax (530) 458-8657
www.theolsschool.org

Dates to Remember:

- Friday, Sept. 16th – Staff Retreat – no school for Prekindergarten – 8th grade
- Sunday, Sept. 18th – Family Liturgy 10 am
- Mon. Sept. 19th – Fri. Sept. 23rd – Drop off items for DC Rummage Sale
Fr. Doner Room
- Tues. Sept. 20th – Parent Board Meeting
8:15 am Fr. Doner Room
- Tues. Sept. 20th – Pheasant Festival Chair – Meeting 7 pm – Fr. Doner Room
- Thurs. Sept. 22nd – Mass 9 am
- Fri. Sept. 23rd – Carnitas Dinner tickets go home
Spirit Day
- Sat. & Sun., Sept. 24th & 25th – DC Rummage Sale – gym
Sat. 9 am to 4 pm, Sun. 12 -3 pm

Dear Parents,

We had our Commitment Wednesday this past week and lots of parents were prepared. 73% of our families responded on Commitment Wednesday – a fantastic number. Thank you for being generous with your prayers and your resources. Let us continue to pray for the success of our school in its spiritual and educational ministry for our children.

Yours in Christ,


Barbara Genera

1. Family Liturgy

This Sunday is our first Family Liturgy for the year. Family Liturgy begins at 10 am at Our Lady of Lourdes Church. We ask that all school children wear their uniform to church. The children may sit up in the front right hand side by the piano to help the choir.

Remember that all of our students who will receive First Communion or the Sacrament of Confirmation this spring must be attending Mass weekly and have their cards signed.

Upcoming Dates:

- Fri. Sept. 30th – Innisbrook Wrap goes home
 - Wed. Sept. 5th – Fri. Sept. 7th – Parent Conferences – 12 pm dismissal each day
 - Sat. Oct. 8th – Carnitas Dinner
- +++++

Our Lady of Lourdes Parish School Begins New Year

The 2011-2012 school year started with a prayer service led by the new Faith and Spirituality Committee, who after the daily readings, blessed the students and teachers with holy water from Lourdes, France. Our first Mass took place on August 25th, and we were joined by a reporter and photographer from Catholic magazine. An article about Mrs. Genera and our school will appear in the January 2012 issue. School Masses this year will be every Thursday at 9am in St. Bernadette's Hall. All are welcome to attend.

The Student Council had their first meeting on August 26th, and hosted a Back-to-School Rally for the kindergarten through eighth grade students on September 2nd. The Service Committee hosted "Hats On Day" September 14th, when all students could wear a hat for a \$1.00 donation. Over a hundred dollars was raised, which will go to support children with cancer. The next activity planned by the Student Council Faith and Spirituality Committee is the Blessing of the Animals on October 4th, in celebration of St. Francis of Assisi's feast day.

Submitted by the Student Council
Publicity Committee

2. ITBS Testing

Next week we will begin our annual fall testing for our students 2nd through 8th grade. This test is from Riverside Publishing and is used throughout the state of California for all Catholic Schools. This is a nationally normed test. This test will let us know how your child scores in relation to students throughout the United States. It is similar to the Star testing used in the California public school, but it is not the same test. We should have results back by the end of the first trimester. The test is used as a diagnostic tool to let us know what the students need to have emphasized during the school year. Testing will start next week and end the week of Sept. 26th.

3. Commitment Wednesday

Thank you again for all those parents who remembered Commitment Wednesday. We appreciate your support of our school. If you forgot, it is not too late to send in your pledge.

You may also mail your donation directly to Annie B before the end of this month. We will be notified of your donation and your children will receive a free dress pass when we are notified.

The address for Annie B is:

Annie B's/OLL Parish School
North Valley Community Foundation
3120 Cohasset Road, Suite 8
Chico, CA 95973

4. DC Rummage Sale

A few of our 7th/8th grade parents are working together to earn money for their children to travel to Washington DC in the spring of 2012. They are having a rummage sale on Saturday and Sunday, Sept. 24th and 25th. They are asking all parents to donate items for the rummage sale. Items can be dropped off at the Fr. Doner Room any time during school hours next week. Please no computers, TV's, mattresses, box springs, or microwaves.

Only those parents of 7th/8th grade students working at the rummage sale will receive credit on their DC trip price.

5. Pheasant Festival Next meeting of Chairs on Tuesday, Sept. 20th 7 pm

Our next meeting will be on Tuesday, Sept. 20th at 7 pm in Fr. Doner Room. If you are

a coordinator and did not attend the last meeting, we need you there on Sept. 20th. Please mark the date on your calendar so that you can be available. We will make calls or contact you by email to remind you two days prior.

We need someone to pick up a gift basket at the Folsom Zoo. Please call the school office if you might be in that area.

6. Tuition/Extended Fees

Thank you to all of our parents who are making their payments on time. Please remember that we need payments made in a timely manner – we have our monthly bills to pay. If you are going to be late with a payments, please give the school office a call. We already have several families delinquent on tuition payments.

Box Tops/Campbell Soup Labels

Don't forget to continue to save you General Mills Box Tops and soup labels. Bring them to the school office. We get cash for the Box Tops and equipment with the labels.

Preview

Mrs. Croghan-1st/2nd:

English Test on sentences will be September 23rd. Be sure to be studying the sight words with your child. I will be checking next week to see who will be next to move into the AR Program. Be sure to be studying for the Social Studies test that will be on September 29th. The study guide went home with the Back to School Night papers. If you need another copy I can email it to you. kcroghan@frontiernet.net

Mrs. Walsh-3rd:

ITBS testing will be next week! Please be sure your child gets a good breakfast and a good night's sleep! Vocabulary homework will continue as usual.

Ms. Arias-4th:

We will begin ITBS testing next Monday. It is essential that all students receive adequate rest and consume substantially healthy snacks next week. No junk food - only brain food! Please make sure to be at school on time. We will be testing during the mornings. There will be a test in Science on Wednesday, September 21. Students have their materials in their folders. We will begin Unit 3 in our vocabulary books next week. Homework schedule: Monday: flashcards;

Tuesday: 5 times each in cursive; Wednesday: Match the Meaning (sentence with answers); Thursday: 5 times each; Friday: Spelling test.

Mrs. Vann-5th/6th:

The Religion chapter 19 test on the Beatitudes will be Tuesday, September 20th. The chapter 14 Science test will be Wednesday, September 21st. Our school will be taking the ITBS test next week. Please make sure students come to school well fed and rested. In order to allow for maximum studying time for the first science test of the year, and due to testing, we will not start Unit 3 in Vocabulary until the week of September 26th. Enjoy the week off! It has become a bit of a tradition in Room 2 to have "class snack" during testing week. Notes went home Wednesday regarding this. I will be providing snack on Monday. If you are interested in sending something in, please return the form by Monday.

Mrs. McCullough-7th/8th:

Next week we will begin ITBS testing. Please be sure to get rested and eat a nutritious breakfast each morning. There will be no vocab next week. Our class, with Mrs. Vann's, will be attending the Civil War Days at the fair grounds on Friday morning. This will be a great insight to our future unit on the Civil War. Please bring in USB headsets for the Rosetta Stone program. I hope to get this started next week.

Recognition/Review

Mrs. Croghan-1st/2nd:

Congratulation First Grade, you did a fantastic job on the Chapter 1 Math Test. Student that earned 100% were Laura Anderson, Jessica Deniz, John Duran, Georgia Guinn, Michael Harris, and Abby Maciel. Also, two students earned in the 90s. They were Naomi Silva and Asa Smith. Way to go First Grade! First and Second grade did an awesome job on the year's first Religion Test. In First Grade earning 100% were Laura Anderson, Georgia Guinn, Michael Harris, and Asa Smith. In Second Grade Carleigh Castillo, Joe Maciel, Abigail Myers, Frances Peterson, Christopher Rodriguez, Timothy Walsh, and Renee Wrynski earned 100%. Several students also earned scores in the 90%. They were John Duran, Naomi Silva, and Julian Granados.

Mrs. Walsh-3rd:

We started our new chapter in social studies on woodlands and praries. We also wrote acrostic poems on different animals in language arts. We had some superstars on the unit 2 spelling test! They were Andrea, Audrey, Raymon, Litzie, Casey, James, Abigail, and Lily. We also had some high scores on our chapter 1 social studies test covering oceans and rivers. Abigail had a perfect 100%. Lily, Raymon, Audrey, Ivan, and Casey also had high scores. Nice job studying!

Ms. Arias-4th:

Way to go Ruby Testerman for breaking the 100 AR point barrier! Wow!! Congratulations Charles for achieving your AR goal! Perfect scores on the History vocab. quiz were earned by: Mia Critchfield, Charles Dunn, Mary Pat Peterson, Christian Reyna, and Ruby Testerman. Way to go Mia Critchfield, Scott Davis, Charles Dunn, Jacob Lambirth, Priscila Morales, Mary Pat Peterson, and Christian Reyna for earning 100% on the Unit 2 Spelling test!! Brady Bolley, Liliana Davis, Kirstin Draves, and Jaycee Schumacher-Ash all earned As.

Mrs. Vann-5th/6th:

Wow! Sophie Stocks has earned over 100 points in AR! Congratulations to Fernando Castillo, Helena Harris, and Gracie Myers for meeting your first trimester AR points goal. 100% scores on the Unit 2 Spelling test were earned by Helena Harris, Rafael Manjarrez, Braden Kelley, Jeanette Meraz, Daniel Sanchez and Sam Stocks. Fernando Castillo, Liam deWit, Pablo Meraz, Sophia Stocks, Sarah Vann, Erik Wrynski and Bridget Walsh also earned As.

Mrs. McCullough-7th/8th:

Had I known what a great job this group was going to do on our signing of the Declaration of Independence play, I would have invited everyone. Special mention to Brooke Chalker & Ashley Dowden for their amazing costumes! As promised, 7th grade math results are back. Great job to Spencer Stocks for earning the high score in his class. In our chapter 1 Religion Test, Clairra Davis took it away. Awesome job! I am looking forward to reading our first final essay this weekend!

Don't forget Family Liturgy this Sunday at 10 am.

Home & School

Working Together for School Success

CONNECTION®

October 2011

Diocese of Sacramento
Catholic School Department



SHORT NOTES

Humor box

Help your child create a “humor first aid kit” that she can use to cheer people up. She could collect items that will make others laugh (joke books, comic strips, funny sayings). Suggest that she pull out her kit when a family member is sick, bored, or feeling down.

I'm a lefty!

If your youngster is left-handed, a few tweaks can make schoolwork easier for him. Be sure he has a supply of left-handed scissors and smudge-free pencils and pens. Also, suggest that he take pages out of a three-ring binder before he writes. His work will be neater, and he'll be more comfortable.


Join the crowd

This year, try joining the parent organization (PTA or PTO) at your child's school. You'll discover ways to help the school while you get to know other parents, teachers, and staff. Members also get the “inside scoop” on fund-raisers, legislation, and school events.

Worth quoting

“Winter is an etching, spring a watercolor, summer an oil painting, and autumn a mosaic of them all.”
Stanley Horowitz

JUST FOR FUN




Q: Where will the mouse be when the lights go out?

A: In the dark.

Organize and learn

A *graphic organizer* is a special type of drawing that lets your child arrange information that he's learning. It can show him how ideas are related, and it's a great tool for studying—just the act of making one will help him remember facts. Suggest that your youngster try graphic organizers like these.



Around and around

A wheel is an ideal format if your child is studying a cycle, such as seasons of the year or the life of a butterfly or frog. To show a frog's life cycle, for instance, your youngster would label and illustrate each spoke of the wheel with a stage of frog development (egg, tadpole, frog with tail, adult frog without tail).

Follow the dates

Time lines let your youngster put story events or historical dates in order. Encourage him to cut sheets of paper in half lengthwise and staple them end to end to make one long strip. Have him write dates and events that he's studying

(Paul Revere's ride, the signing of the Declaration of Independence) across each piece and illustrate them. *Tip:* Suggest that he hang his time line on a wall where he can see it.

Wonderful web

Your child might draw a web to summarize a textbook chapter or to plan an essay. Have him put his topic (Ancient Greece) in a large circle in the middle of his paper. Then, he can draw lines to medium-sized circles and write in categories (government, architecture, sports). Finally, smaller circles branch off for individual facts (“City-states had their own governments”).♥

Safe at school

Teachers and administrators put a lot of effort into making your youngster's school a safe place to learn and play. Of course, your child must do her part, too. Here's how.

- *Follow school rules.* Explain that rules keep students safe. By walking (not running) in the hallway and staying seated on the bus, for example, your youngster will help make sure no one gets hurt.
- *Pay attention during drills.* Listening to her teacher's instructions during fire drills will help your child be prepared. *Idea:* Let her teach you the drills, and practice them at home.


Note: Remind your youngster never to go with a person she doesn't know. Also, she should tell a staff member if she sees an adult at school without a badge.♥



Self-esteem pointers

How your child feels about herself can affect the way she treats others. It can also determine whether she gives into peer pressure. Boost her self-esteem with these ideas:

- Give specific, honest praise—but don't overdo it. You might simply thank your youngster or let her know you noticed something.



For instance, you could say, "Thanks for cleaning up without being asked."

- Teach your child to speak up. Explain that it's okay to tell a friend, "I would come over, but I already have plans" or, "I'm not allowed to watch that movie. Let's pick another one." She'll also learn to accept it when a friend says these things to her. *Tip:* Role-play so she can practice speaking with confidence.

- Ask your youngster what she feels good about ("I know a lot about animals," "I helped my little sister learn to walk"). You might suggest that she write these things in a notebook so she can read them if she needs a dose of confidence.♥


ACTIVITY CORNER

Party for the planet

An earth-friendly celebration can inspire your whole family to adopt new habits. Help your youngster follow these steps for throwing a "green" party.

Make recycled invitations. Suggest that your child cut cardboard panels from snack boxes and cover the printed sides with newspaper comics. On the other sides, he can write party details. ("Go green! Meet in the kitchen Sunday at 2 p.m. to learn how.")

Serve locally grown snacks. You and your youngster can get fruits, vegetables, and local cheeses and jams from a farmers' market or grocery store. Consider adding some of the items to your family's regular diet.



Play a "green" game. Think of ways your family can protect the environment (unplug appliances, pick up litter). Write each one on a separate index card. Then, take turns picking a card and illustrating it on paper for others to guess. *Tip:* Try to incorporate the ideas into your daily routines.♥

OUR PURPOSE

To provide busy parents with practical ideas that promote school success, parent involvement, and more effective parenting.

Resources for Educators,
a division of CCH Incorporated
128 N. Royal Avenue • Front Royal, VA 22630
540-636-4280 • rfeustomer@wolterskluwer.com
www.rfeonline.com
ISSN 1540-5621



Finding new traditions

Family traditions give your child something to look forward to—and to look back on as he gets older. We asked families to share rituals that keep them close. Here's what they said:

- ♥ "On Sundays we have 'afternoon tea' and talk about our plans for the week. We drink iced tea in summer and hot tea with milk during cold weather. It's a great way to relax and catch up."

- ♥ "Sometimes we invite another family over and ask them to bring photo albums to share. We learn about their experiences and interests, and they learn about ours."

- ♥ "About once a month, we visit someplace we've never been before. We've discovered a go-kart track, attended a high school hockey game, and checked out a hobby shop. Going to interesting places gives us something to enjoy and talk about together."♥



Q & A Reading, reading everywhere

Q: My daughter seems to be losing interest in reading for fun. What can I do?

A: Ask a librarian to help you choose some books that are popular with children your daughter's age. Once she discovers a series or an author she enjoys, she might be hooked on reading!

Also, surprise her with stories at unexpected times. Carry a book to the playground or on a hike. Read if you stop for a rest or before you pack up to go home. She'll

discover the joy of reading for pleasure in different locations.

Then, try thinking "outside the book." Encourage your child to read recipes while you cook or instruction manuals as you do home projects. She'll practice reading directions, and she'll learn new words (*edamame, calibrate*).

Finally, look for reading materials when you're out together. For instance, historical markers and store brochures let your youngster read for information. You could encourage her to be "the family reader" and have her read items out loud to everyone.♥

