

# *Our Lady of Lourdes School*

*February 19, 2010*

## *Newsletter*



### *Teacher's Preview/Review*

741 Ware Ave. Colusa, CA 95932

(530) 458-8208 Fax (530) 458-8657

[www.theolsschool.org](http://www.theolsschool.org)

Dates to Remember:

**Sunday, Feb. 21<sup>st</sup> – Family Liturgy**

10 AM Mass – students in uniform

**Monday, Feb. 22<sup>nd</sup> – World's Finest Chocolate**

sale ends for prizes

Patriotic Free Dress

Conference Forms come home

**Wednesday, Feb. 24<sup>th</sup> – Spirit Day**

Jeans for a Buck Day

**Friday, Feb. 26<sup>th</sup> – Mass 8:30 am**

Second Trimester ends

See's Easter Candy info comes home

**Tuesday, March 2<sup>nd</sup> through Friday,**

March 5<sup>th</sup> – 12 pm dismissal

Parent Conferences

Dear Parents,

The Lenten journey began on Ash Wednesday, Feb. 17<sup>th</sup>. Lent prepares us for the Paschal Mystery of Christ's suffering, death, and resurrection at Easter. During the Lenten season the students learn about simple things like the color purple for the season and about fasting, abstinence, prayer, and almsgiving. But more importantly the students will learn how all of these things connect them to the life of Jesus – how he suffered, died, and rose again for all of us. It is nothing for us to abstain from meat on Fridays or to fast on Ash Wednesday and Good Friday compared to the suffering that Jesus endured for us. To pray a little more each day, to go to confession, to celebrate the Stations of the Cross are just a few of the things that we can all do to bring us closer to Jesus and understand more fully that he gave his life for us. Almsgiving is a means in which we connect to all of our brothers and sisters in Christ. Jesus met with the marginalized of

his society and he asks us to do the same for all of those in need in our own communities and those throughout the world.

Together all of these will help Catholics to live in solidarity with the crucified Christ. May God direct all of us through the Lenten process in bringing us closer to God.

Please help your children through the discovery process of Lent. Help them with their fasting, abstinence, increasing their prayer life, and almsgiving. Children learn from the examples of the adults around them. Let this be a family pilgrimage, not just one that is done at school. If you need resources, please contact your child's classroom teacher or our Pastor, Father Roy.

God Bless You and Your Family in your Lenten journey,



Barbara Genera

#### 1. Parent Conferences

Our second trimester will end next Friday, Feb. 26<sup>th</sup>. Our parent conferences for the second trimester will be on Tuesday through Friday, March 2<sup>nd</sup> through 5<sup>th</sup>. Extended will be available all four days.

Parent conference forms will go home on Monday, Feb. 22<sup>nd</sup>. Please check the day and time; sign and return to the classroom teacher as soon as possible. If you can not keep the time scheduled, please contact the teacher directly. The teacher has included their method for you to respond for a different time and/or day if necessary.

## 2. Accreditation Team Visit

Our students were tremendously helpful and well mannered during the accreditation visit. The team spoke of the respect all the students showed for each other, their teachers, and the team. Thank you to the School Advisory Commission who hosted a pot luck dinner for the team Wednesday night. Thank you to Mrs. Detlefsen and Mrs. Critchfield for helping with meals for the team.

We believe that the team had a good experience at our school. We will not hear about our term of accreditation until summer.

## Student News

### 3. Study Buddies

Study Buddies will be starting up again in March.

Students 4th through 8th grades, would you like to participate in the cross-age tutoring program, Study Buddies? Meeting time for Study Buddies will be from 3:15 to 4:00 on Tuesdays and Thursdays. You can sign up for one or both days. In Study Buddies you will have the opportunity to help children in first grade with reading and math. Your time can count for your Community Service Hours requirement, as you are sharing your "talent" with others. See Mrs. Croghan to sign-up.

### 4. Student Council

The Student body raised over \$500 for the relief efforts in Haiti. The money was sent to Food for the Poor to use in their ministry in Haiti.

### 5. Columban Mission Awareness

Students at all grade levels just completed their Columban Mission Awareness program. The program started with Prekindergarten and went through 8<sup>th</sup> grades. Titles includes Children of the World for Kindergarten, Building communities of Peace for 2<sup>nd</sup> grade, and Standing on the Side of the Poor in 5<sup>th</sup>/6<sup>th</sup> grade, and continued with similar subjects at all grade levels.

### 6. Student Lenten Project

Each year the students of our school have embarked on a charitable project during the Lenten season. Since the staff has been busy with preparing for Accreditation, we have not yet selected a project. You will hear about our

selected project in next weeks newsletter. The student council will be involved in the selection.

## Parent Club Information and Fundraisers

### 7. Parent Club Board Meeting

The next Parent Club Board meeting will be on Thursday, March 4<sup>th</sup> at 8:30 am in the meeting room. All parents are invited to attend. The Board will usually meet every first and third Thursday of the month. Please mark your calendar.

### 8. Crab Feed Tickets

Ticket stubs with money and unsold tickets are due on Friday, March 5<sup>th</sup>. More tickets are available in the school office if needed. Sign up sheets are attached for a reminder.

### 9. World's Finest Chocolate

Money for World's Finest Chocolate is due on Monday. Prizes will be awarded to students next Friday after Mass for candy sales. Please do not return candy. If you have not sold all of your candy, please pay for it now so that your students can be counted in the prizes.

### 10. Pheasant Festival 2010

Parents have been asked to start saving baskets now for the pheasant festival. Please keep the baskets at home until needed. We do not have a storage place at school. We also will need donations of ribbons and bows for baskets.

### 11. Scrip Orders

Our next scrip order will go in on **Tuesday, Feb. 23<sup>rd</sup>**. Make sure all orders are turned in by 9 am

Scrip Available in the office:

Fashions bug

Land's End

Safeway

Rite Aid

Starbucks

Subway

Walgreens

Walmart

Don't forget to save your General Mills Box Tops for Education and you Campbell's soup label points. Drop them off at the school office or send them with your student.

### Preview

*Mrs. Hester-K:*

Next week we will continue with adding. New words will be here and was. Letter is u.

*Mrs. Croghan-1<sup>st</sup>:*

The Government Study Guide went home on Wednesday this week. The test has been changed to Thursday, February 25th. The Student Learning Expectations homework and Community Service Hours are due Friday, February 26th.

*Ms. Arias-3<sup>rd</sup>/4<sup>th</sup>:*

There will be a quiz in Grammar on nouns (singular, plural, and irregular) on Thursday. The SLE assignment went home on Wednesday. Please make sure that this assignment is completed by student and parent. Please read the directions on the top of the page and note that the due date is Friday, February 26.

*Mrs. Vann-5<sup>th</sup>/6<sup>th</sup>:*

We will have a very busy week as we approach the end of the trimester! The Religion chapter 2 test is Tuesday, February 23rd. The Science chapter 7 test is Wednesday, February 24th. We will take our Colonial quiz on Thursday, February 25th. The Chapter 2 Grammar test on pronouns will be Friday, February 26th.

*Mrs. Genera-7<sup>th</sup>/8<sup>th</sup>:*

Students need to turn in their community service forms for the 2<sup>nd</sup> trimester. This is part of their religion grade. On Wednesday, Feb. 24<sup>th</sup> the 7<sup>th</sup> and 8<sup>th</sup> grade class will participate in the Adoration of the Blessed Sacrament from 9 to 9:30 in the chapel.

Next week we will be focusing on materials for the Academic Decathlon Super quiz part for Religion.

Washington DC information meeting is Wednesday, Feb. 24<sup>th</sup> at 4 pm.

*Mrs. McCullough-7<sup>th</sup>/8<sup>th</sup>:*

We are in the beginning of our Unit 8: Westward Expansion and Reform, which will include the Mexican- American War. Sorry Josh the Civil War isn't until April. Individual illustration assignments are due 2/26. Rough drafts for the short stories are due Tues, 2/23.

### Recognition/Review

*Mrs. Hester-K:*

Thanks to everyone who sent in glue sticks! I appreciate your generosity.

*Mrs. Croghan-1<sup>st</sup>:*

In the AR program Mason Hoblit has joined the Ten Point Club, Raymon Duran has joined the 20 Point Club and Andrea Ascencion has joined the 30 Point Club. Wow, great job reading! Congratulations goes to Sophie Brennan, Ben Cleaver, Ivan Colsa, Audrey Dunn, Raymon Duran, Mason Hoblit, Christian Mata, Meredith Moore, Abigail Smith, Gracie Tirado, and Lily Woodring for earning 90% or higher on the Geometry/Fraction test. Excellent work!

*Ms. Arias-3<sup>rd</sup>/4<sup>th</sup>:*

Earning 100% on the Unit 11 spelling test 3rd grade: Helena Harris, Pablo Meraz, Gracie Myers, Sophia Stocks, Haven Wright, and Erik Wrynski. 4th grade: Ben Davies, Jeanette Meraz, and Sam Stocks. 90% and above: Sam Brennan, Diego Rubio, Sarah Vann, Logan Vessels, and Bridget Walsh. I would like to take a moment to thank the class for being respectful and for staying on task during our three day accreditation visit. There were many compliments given to the students on how well they worked together, stayed on task, and know their SLEs.

*Mrs. Vann-5<sup>th</sup>/6<sup>th</sup>:*

Our class did a wonderful job of creating a welcoming and respectful classroom for the accreditation team to visit – way to go! I hope to see all of you at Family Liturgy on Sunday!

*Mrs. Genera-7<sup>th</sup>/8<sup>th</sup>:*

We had only one 90% on our recent Religion test. Congratulations Nick Moresco. Students are doing exceptionally well in their Vocabulary sentence test. We had 9 out of 13 students who received an A on the Unit 8 test. Those with 100% were Ryan Abele, Nick Moresco, Kendra Hester, Josh Hickel, Aaron Silva, Emma Tullis, and Branden Woodring. Other grades 90% and above were Dalton Charter and Emily Corriea. In our Unit definition test students with 90% and above were Ryan Abele, Nick Moresco, Emily Corriea, and Josh Hickel. Congratulations on all of your successes!!

*Mrs. McCullough-7<sup>th</sup>/8<sup>th</sup>:*

We have finished our unit on the Industrial Revolution. Congratulations to Branden Woodring for scoring 100% on the Unit 7 Test! Way to go Josh Hickel for having the most improved History Unit Score! In English we are underway in our short story books. Thank you to all the students this week, our class has been given two notes from our visiting team about their great behavior.

# Our Lady of Lourdes School

March 2010

## Family Calendar

Sun	Mon	Tue	Wed	Thu	Fri	Sat
	1 Subway—salami	2 Pizza	3 Subway-ham Spirit Day	4 Corn dogs Parent Meeting 8:30 am	5 Mass 8:30 am	6 Academic Decathlon
		<b>Parent Conferences 12 pm dismissal</b>				
7	8 Subway—bologna	9 Pizza Scrip orders due 8th Grade Graduation Planning meeting 4 pm	10 Subway-turkey Spirit Day Parent Spirit Day Jeans for a Buck	11 Hot dogs	12 Mass 8:30 am Taco bell—burritos Jog-a-thon forms go home /See's orders due <b>Crab Feed</b>	13
14	15 <b>Staff Retreat</b>  <b>No School PK through 8th grade</b>	16 Pizza  SAC 6:30 pm	17 Subway—ham Green free dress	18 Corn dogs Parent Meeting 8:30 am	19 Mass 8:30 am Taco Bell—burritos	20
21 Family Liturgy 10 am	22 Subway—salami	23 Pizza Scrip orders due	24 Subway—turkey Spirit Day Jeans for a Buck	25 Hot dogs	26 Mass 8:30 am Taco Bell—burritos	27
28	29 Subway—bologna	30 Pizza	31 Subway—ham Spirit Day			

# Parent Partnership Handbook

## *A Parent Guide for Mentoring Through Mantras*

### Mentor Perseverance

DR. PATRICIA M. MCCORMACK, IHM

**D**oes your child recognize the maxim “**If at first you don’t succeed, try, try again**”? More importantly, is perseverance a component of your child’s character? Certainly it is exercise, practice, guidance, and encouragement that teach perseverance, not words. But parents can use language to establish focus and teach values.

We teach character, much the same way as reading. We expose children to language, like “perseverance.” We define the word. We use the term in context. We refer to it when we see an example in real life, on TV, or in reading material. We use the term with an example when we speak encouragement. For instance, “You earned that grade because of the quality of your work, Laurie. You earned my admiration because you persevered through several trials to finish what you set as your goal.” Advertising the values that you want your children to hone is essential to character development. Thoughtful slogans or mantras, spoken and used as decorations throughout the house, create a character environment. Sometimes quotations appear on the refrigerator or on the food table, on the bathroom mirror, above a staircase or door, or near a light switch. What areas of your home lend themselves to advertising character? What one-liners or quotations shaped your character? Are you sharing them with your children?

Mantra mentoring can emerge from various sources. St. Paul spoke of perseverance when he said, “...**Suffering produces endurance, and endurance produces character (virtue), and character produces hope, and hope does not disappoint us**” (Rm. 5:3-4). We do not have to create scenarios for suffering. Suffering has a way of finding each of us. It is part of human nature to find ourselves as an object of disappointment, betrayal, being rashly judged or misunderstood, less valued than another, or responsible for a mistake. Learning to bear with that sorrow, to turn it into a teachable moment, to resolve not to do to another a hurt that we feel has been done to us, to be informed but not defined by criticism, etc. These positive approaches build character. Help children to learn how to persevere through difficulties and to trust that life follows death to self.

Saints and athletic coaches offer similar advice

about perseverance. St. Theresa of Avila taught, “**The only way to fail is to stop.**” Vince Lombardi, of Green Bay Packer fame, coached his team with mantras like, “**Winners never quit and quitters never win.**”

Poems, too, have the potential to shape attitudes and actions. For example, “Don’t Quit” (author unknown) offers sound advice and yields several mantras or worthy aphorisms. In part, it reads:

When things go wrong as they sometimes will,  
When the road you’re trudging seems all uphill,  
When the funds are low and the debts are high  
And you want to smile, but you have to sigh,  
When care is pressing you down a bit,  
Rest, if you must, but don’t you quit.

Industry—the habit of finishing what you start—is a core element of positive self-esteem. Children develop a sense of industry, competence, and confidence when they give steady care over time to tasks, develop goal-setting skills, meet deadlines, finish long-range projects, set realistic time expectations, and acquire organizational skills. This process of growth implies perseverance and hanging in when things get tough or boring.

Celebrate the value of effort. Cultivate an attitude that prizes effort more than results because we do not always have control over the results of a project. Sometimes other elements sway results. If children define their self-worth by results only, or by the opinion of another person, they are setting themselves up for failure. The only elements over which they truly have control are their effort, their perseverance, and their determination to do the best job they can with what they have available. If industry propels them, they will find satisfaction and peace regardless of the end product. Finally, parents, take comfort in the admonition of St. Luke: “**By your endurance you will gain your souls**” (Lk. 21:19). ▲



*Dr. Pat McCormack is an international consultant and public speaker on issues of whole-person formation. Contact her at the IHM Office of Formative Support for Parents and Teachers, [DrPatMcCormack@aol.com](mailto:DrPatMcCormack@aol.com).*

# Home & School

## Working Together for School Success

### CONNECTION®

February 2010



#### SHORT NOTES

##### New kid

Does your youngster's class have a new student? Your child can make him feel welcome by playing with him at recess or sitting together at lunch. If your youngster is the new kid, suggest that he get involved right away. Activities like scouts, band, and chess club can help him make friends.

##### Number patterns

Build your child's math skills by giving her number patterns to solve. Start simple (2, 4, 6, 8, ?). She should notice that you add 2 each time, so the next number is 10. To make the patterns harder, combine addition and subtraction. *Example:* 2, 7, 6, 11, 10 (the pattern is + 5, - 1). Let her make up patterns for you, too!

##### Apologies in action

Remind your youngster that it's polite to say "I'm sorry" when he makes a mistake. And it's even better to follow up his apology with an action. If he breaks his sister's toy, he can say, "I'm sorry. I'll try to fix it now."

##### Worth quoting


"Education is not the filling of a pail, but the lighting of a fire."

*William Butler Yeats*

#### JUST FOR FUN

**Q:** What runs around a cow pasture but never moves?

**A:** A fence!




## Unlocking nonfiction

From books and magazines to textbooks and newspapers, nonfiction reading is a big part of your child's life. Help her get the most out of her reading with these ideas.

**Surround.** Leave newspapers, coffee table books, magazines, and how-to books around the house. Ask questions to encourage your youngster to read them ("Did you see the story about the county fair?"). At bedtime, choose nonfiction read-alouds, such as *Insectlopedia* by Douglas Florian. Before you read, say, "Let's see what we can learn about bugs." When you finish, mention something you discovered ("A praying mantis eats bees!"), and ask your child to share a new fact.

**Connect.** Your youngster can soak up facts more easily by linking them with what she sees. If she's reading about magnets, ask her to explain how your refrigerator magnets work ("Magnets are attracted to iron or nickel, so the refrigerator must contain one of those metals").




If you're visiting out-of-town relatives, take along a guide about the area you're going to.

**Expand.** Reading the same information in several nonfiction sources can help your child understand a topic better. For a history chapter on ancient civilizations, she might visit the library to check out *Mummies, Pyramids, and Pharaohs* by Gail Gibbons or *Adventures in Ancient Greece* by Linda Bailey. Ask her what information appears in both her textbook and the library books. Encourage her to share new facts with her teacher or class. ♥

#### Show your love

It's important to tell your youngster you love him—and it's also nice to *show* him. Here are a few good ways:

- ♥ Set aside time for just the two of you on a weekend. Play board games or visit a park.
- ♥ Surprise your child by joining him for lunch at school.
- ♥ Let him stay up late for a family walk around the block. Warm up afterward with hot cocoa.
- ♥ Learn to say "I love you" in several languages. Use a bilingual dictionary or an online translator like [www.wordreference.com](http://www.wordreference.com).
- ♥ Make your youngster's favorite meal. Or use cookie cutters to shape his pancake or sandwich into a heart. ♥




## Positive thinking

Look on the bright side! Help your child have an optimistic outlook in life, and he'll do better at bouncing back when things don't go his way. Encourage positive thinking with these ideas.

### Set an example

Your youngster will follow your lead when he hears you making the best of a situation. For instance, if you're stuck in traffic, suggest singing songs or playing a word game together. During tough times, find something positive to say ("I know money has been tight, but it has helped us realize what is really important").



### Find the silver lining

Teach your child that good things happen even on bad days. When he complains about an argument with a friend or an art project he didn't like, listen to his feelings. Then, help him think of something that made him happy ("I got an A on my spelling quiz").

### Imagine the outcome


If your youngster is worried, ask him to think of the worst-case scenario ("If I mess up during my report, everyone will laugh"). Then, have him picture what's more likely to happen ("Some people might laugh, but my friends would be nice"). If your youngster thinks realistically about the situation, he will be less apt to worry.♥

## ACTIVITY CORNER

### Honoring presidents

Two famous presidents, George Washington and Abraham Lincoln, were born in February. Your child can celebrate their birthdays with two presidential projects.

**Make a monument.** Many monuments have been built to honor presidents. Ask your youngster to design her own for a president she has studied. *Examples:* a giant pen for Thomas Jefferson, author of the Declaration of Independence; a rocket ship for John F. Kennedy, who set a goal to go to the moon.



**Create a display.** Have your child choose a president and think of items to represent his life. For Lincoln, she could include a top hat and a log cabin (built from pretzel rods and peanut butter). For Washington, she might cut out a star for the one he wore as a general and draw the flag of his home state of Virginia.♥




## Q & A

### Class assignments

**Q:** Lately my daughter hasn't been finishing assignments in class, and she has to complete them for homework. What should I do?

**A:** Talk to your youngster's teacher to find out what may be getting in her way. If she is performing on grade level, she may just need to work more efficiently.

Remind her that it's okay to give her eyes a break occasionally by looking around the room. But she shouldn't let herself get distracted. For example, if she has 10 math problems, she might keep her eyes on the paper until she has finished 5 of them. Finally, if your daughter does bring classwork home, have her complete it before she visits friends or plays. She'll be more motivated to finish in class if she knows it will cut into her free time at home.♥




## PARENT TO PARENT

### Our unplugged household

My son's class has been learning about ways to protect the environment. One day while I was looking for my cell phone charger, Bradley found it plugged in, although my phone wasn't attached. He said his teacher had told him that plugged-in battery chargers use power even when they're not charging anything. That gave him an idea: our family could use less electricity.

So Bradley collected all of our chargers (cell phone, video camera, MP3 player) and put them in a basket next to a power strip. He asked us to unplug chargers when we're not using them and to turn the power strip off if nothing is charging. We're not wasting as much electricity now—and Bradley's already thinking of ways we can save water!♥



## OUR PURPOSE

To provide busy parents with practical ideas that promote school success, parent involvement, and more effective parenting.

Resources for Educators,  
a division of Aspen Publishers, Inc.  
128 N. Royal Avenue • Front Royal, VA 22630  
540-636-4280 • rfcustomer@wolterskluwer.com  
www.rfeonline.com  
ISSN 1540-5621

## Our Lady of Lourdes School

### Scrip Order Form

*Help Support Your School – Shop With Scrip!*

<b>Order In Date/Time:</b> <b>2-23</b> <span style="margin-left: 100px;"><i>Tuesday</i></span> <span style="margin-left: 100px;"><i>by 9:00am</i></span>	<b>Order Return Date/Time:</b> <b>2-26</b> <span style="margin-left: 100px;"><i>Friday</i></span> <span style="margin-left: 100px;"><i>@ 3 p.m.</i></span>
---	---

	Merchant	Denomination	Quantity	Total
1				
2				
3				
4				
5				
6				
7				
8				
9				
10				
11				
12				
13				
14				
15				
	<b>Total</b>			\$

*Please indicate your preference:*

<input type="checkbox"/>	I will pick up my order from the school office after the return due date.
<input type="checkbox"/>	Send order home with my Student _____ Grade _____.
<input type="checkbox"/>	Other special arrangement _____.

<b>School Family Name</b>	<b>Other order name</b>	<b>Telephone:</b>
---------------------------	-------------------------	-------------------

--	--	--	--